



Location: CMA1b - Oil Street Site Office

Report on 24-hour TSP monitoring

Action Level ($\mu\text{g}/\text{m}^3$) - 176.7

Limit Level ($\mu\text{g}/\text{m}^3$) - 260

Date	Sampling Time	Weather Condition	Filter paper no.	Filter Weight, g		Elapse Time, hr		Sampling Time, hr	Flow Rate, m^3/min			Total Volume, m^3	TSP Level, $\mu\text{g}/\text{m}^3$
				Initial	Final	Initial	Final		Initial, Q_{si}	Final, Q_{sf}	Average		
1-Sep-15	8:00	Cloudy	013104	2.8057	2.9062	6897.62	6921.62	24.00	1.23	1.23	1.23	1772	56.7
7-Sep-15	8:00	Cloudy	013146	2.8214	2.9681	6924.87	6948.87	24.00	1.23	1.23	1.23	1767	83.0
12-Sep-15	8:00	Cloudy	013098	2.8117	3.1178	6951.86	6975.86	24.00	1.31	1.31	1.31	1891	161.8
18-Sep-15	8:00	Fine	013285	2.8619	3.1190	6978.86	7002.86	24.00	1.31	1.31	1.31	1891	136.0
24-Sep-15	8:00	Fine	013332	2.8244	3.3640	7005.86	7029.86	24.00	1.31	1.31	1.31	1882	222.5

Report on 1-hour TSP monitoring

Action Level ($\mu\text{g}/\text{m}^3$) - 320.1

Limit Level ($\mu\text{g}/\text{m}^3$) - 500

Date	Sampling Time	Weather Condition	Filter paper no.	Filter Weight, g		Elapse Time, hr		Sampling Time, hr	Flow Rate, m^3/min			Total Volume, m^3	TSP Level, $\mu\text{g}/\text{m}^3$
				Initial	Final	Initial	Final		Initial, Q_{si}	Final, Q_{sf}	Average		
2-Sep-15	9:40	Cloudy	013111	2.7951	2.8033	6921.63	6922.63	1.00	1.23	1.23	1.23	74	110.9
2-Sep-15	10:55	Cloudy	013109	2.8007	2.8118	6922.63	6923.63	1.00	1.23	1.23	1.23	74	150.2
2-Sep-15	16:30	Cloudy	013120	2.8151	2.8226	6923.67	6924.67	1.00	1.23	1.23	1.23	74	101.5
8-Sep-15	8:07	Cloudy	013228	2.8137	2.8255	6948.87	6949.87	1.00	1.23	1.23	1.23	74	160.2
8-Sep-15	9:15	Cloudy	013115	2.8215	2.8355	6949.87	6950.87	1.00	1.23	1.23	1.23	74	190.1
8-Sep-15	10:19	Cloudy	013101	2.7991	2.8130	6950.87	6951.87	1.00	1.23	1.23	1.23	74	188.7
14-Sep-15	9:22	Fine	013261	2.8470	2.8620	6975.86	6976.86	1.00	1.31	1.31	1.31	79	190.4
14-Sep-15	10:33	Fine	013256	2.8272	2.8420	6976.86	6977.86	1.00	1.31	1.31	1.31	79	187.8
14-Sep-15	13:00	Fine	013287	2.8859	2.8986	6977.86	6978.86	1.00	1.31	1.31	1.31	79	161.2
19-Sep-15	9:09	Fine	013282	2.8894	2.9013	7002.86	7003.86	1.00	1.31	1.31	1.31	79	151.0
19-Sep-15	10:36	Fine	013327	2.7951	2.8080	7003.86	7004.86	1.00	1.31	1.31	1.31	79	163.7
19-Sep-15	13:00	Fine	013302	2.8618	2.8742	7004.86	7005.86	1.00	1.31	1.31	1.31	79	157.4
25-Sep-15	11:00	Fine	013322	2.8045	2.8145	7029.86	7030.86	1.00	1.31	1.31	1.31	78	127.6
25-Sep-15	13:00	Fine	013086	2.8041	2.8129	7030.86	7031.86	1.00	1.31	1.31	1.31	78	112.3
25-Sep-15	14:10	Fine	013320	2.8113	2.8291	7031.86	7032.86	1.00	1.31	1.31	1.31	78	227.2



Location: CMA2a - Causeway Bay Community Centre

Report on 24-hour TSP monitoring

Action Level ($\mu\text{g}/\text{m}^3$) - 169.5

Limit Level ($\mu\text{g}/\text{m}^3$) - 260

Date	Sampling Time	Weather Condition	Filter paper no.	Filter Weight, g		Elapse Time, hr		Sampling Time, hr	Flow Rate, m^3/min			Total Volume, m^3	TSP Level, $\mu\text{g}/\text{m}^3$
				Initial	Final	Initial	Final		Initial, Q_{si}	Final, Q_{sf}	Average		
1-Sep-15	8:00	Cloudy	013103	2.7987	2.8441	16547.95	16571.95	24.00	1.19	1.20	1.19	1719	26.4
7-Sep-15	8:00	Cloudy	013256	2.8047	2.8753	16574.95	16598.95	24.00	1.19	1.19	1.19	1716	41.1
12-Sep-15	8:00	Cloudy	013099	2.8022	3.1100	16601.95	16625.95	24.00	1.28	1.28	1.28	1845	166.8
18-Sep-15	8:00	Fine	013248	2.8225	3.0045	16628.95	16652.95	24.00	1.19	1.19	1.19	1718	105.9
24-Sep-15	8:00	Fine	013303	2.8456	2.9268	16655.95	16679.95	24.00	1.19	1.19	1.19	1712	47.4

Report on 1-hour TSP monitoring

Action Level ($\mu\text{g}/\text{m}^3$) - 323.4

Limit Level ($\mu\text{g}/\text{m}^3$) - 500

Date	Sampling Time	Weather Condition	Filter paper no.	Filter Weight, g		Elapse Time, hr		Sampling Time, hr	Flow Rate, m^3/min			Total Volume, m^3	TSP Level, $\mu\text{g}/\text{m}^3$
				Initial	Final	Initial	Final		Initial, Q_{si}	Final, Q_{sf}	Average		
2-Sep-15	9:50	Cloudy	013159	2.8218	2.8287	16571.95	16572.95	1.00	1.20	1.20	1.20	72	96.2
2-Sep-15	10:55	Cloudy	013152	2.8110	2.8182	16572.95	16573.95	1.00	1.20	1.20	1.20	72	100.4
2-Sep-15	13:00	Cloudy	013148	2.8163	2.8253	16573.95	16574.95	1.00	1.20	1.20	1.20	72	125.5
8-Sep-15	8:02	Cloudy	013119	2.8137	2.8180	16598.95	16599.95	1.00	1.19	1.19	1.19	72	60.1
8-Sep-15	9:05	Cloudy	013116	2.8238	2.8291	16599.95	16600.95	1.00	1.19	1.19	1.19	72	74.1
8-Sep-15	10:09	Cloudy	013102	2.8028	2.8123	16600.95	16601.95	1.00	1.19	1.19	1.19	72	132.8
14-Sep-15	9:12	Fine	013262	2.8410	2.8528	16625.95	16626.95	1.00	1.24	1.24	1.24	74	159.0
14-Sep-15	10:22	Fine	013257	2.8115	2.8201	16626.95	16627.95	1.00	1.24	1.24	1.24	74	115.9
14-Sep-15	13:00	Fine	013250	2.8376	2.8450	16627.95	16628.95	1.00	1.24	1.24	1.24	74	99.7
19-Sep-15	9:00	Fine	013292	2.8520	2.8596	16652.95	16653.95	1.00	1.19	1.19	1.19	72	106.2
19-Sep-15	10:33	Fine	013297	2.8512	2.8615	16653.95	16654.95	1.00	1.19	1.19	1.19	72	143.9
19-Sep-15	13:00	Fine	013301	2.8432	2.8497	16654.95	16655.95	1.00	1.19	1.19	1.19	72	90.8
25-Sep-15	10:37	Fine	013089	2.8220	2.8247	16679.95	16680.95	1.00	1.19	1.19	1.19	71	37.9
25-Sep-15	13:00	Fine	013087	2.8028	2.8041	16680.95	16681.95	1.00	1.19	1.19	1.19	71	18.2
25-Sep-15	14:03	Fine	013085	2.7930	2.7967	16681.95	16682.95	1.00	1.19	1.19	1.19	71	51.9



Location: CMA3a - CWB PRE Site Office Area

Report on 24-hour TSP monitoring
Action Level ($\mu\text{g}/\text{m}^3$) - 171
Limit Level ($\mu\text{g}/\text{m}^3$) - 260

Date	Sampling Time	Weather Condition	Filter paper no.	Filter Weight, g		Elapse Time, hr		Sampling Time, hr	Flow Rate, m^3/min			Total Volume, m^3	TSP Level, $\mu\text{g}/\text{m}^3$
				Initial	Final	Initial	Final		Initial, Q_{si}	Final, Q_{sf}	Average		
1-Sep-15	8:00	Cloudy	013107	2.7913	2.8593	4007.26	4031.26	24.00	1.20	1.20	1.20	1724	39.4
7-Sep-15	8:00	Cloudy	013147	2.8095	2.9455	4034.26	4058.26	24.00	1.19	1.19	1.19	1720	79.1
12-Sep-15	8:00	Cloudy	013267	2.8639	2.9265	4061.26	4085.26	24.00	1.20	1.20	1.20	1723	36.3
18-Sep-15	8:00	Fine	013286	2.8828	2.9520	4088.27	4112.27	24.00	1.20	1.20	1.20	1722	40.2
24-Sep-15	8:00	Fine	013333	2.8219	2.9865	4115.27	4139.27	24.00	1.19	1.19	1.19	1715	96.0

Report on 1-hour TSP monitoring
Action Level ($\mu\text{g}/\text{m}^3$) - 311.3
Limit Level ($\mu\text{g}/\text{m}^3$) - 500

Date	Sampling Time	Weather Condition	Filter paper no.	Filter Weight, g		Elapse Time, hr		Sampling Time, hr	Flow Rate, m^3/min			Total Volume, m^3	TSP Level, $\mu\text{g}/\text{m}^3$
				Initial	Final	Initial	Final		Initial, Q_{si}	Final, Q_{sf}	Average		
2-Sep-15	9:30	Cloudy	013112	2.7989	2.8059	4031.26	4032.26	1.00	1.24	1.24	1.24	75	93.8
2-Sep-15	10:40	Cloudy	013110	2.7902	2.7979	4032.26	4033.26	1.00	1.24	1.24	1.24	75	103.2
2-Sep-15	15:45	Cloudy	013145	2.8313	2.8392	4033.26	4034.26	1.00	1.24	1.24	1.24	75	105.9
8-Sep-15	8:36	Cloudy	013273	2.8653	2.8733	4058.26	4059.26	1.00	1.24	1.24	1.24	74	107.6
8-Sep-15	9:51	Cloudy	013271	2.8734	2.8821	4059.26	4060.26	1.00	1.24	1.24	1.24	74	117.0
8-Sep-15	10:55	Cloudy	013269	2.8788	2.8868	4060.27	4061.27	1.00	1.24	1.24	1.24	74	107.6
14-Sep-15	8:55	Fine	013125	2.8097	2.8132	4085.26	4086.26	1.00	1.24	1.24	1.24	74	47.0
14-Sep-15	10:08	Fine	013123	2.8118	2.8178	4086.26	4087.26	1.00	1.24	1.24	1.24	74	80.6
14-Sep-15	13:00	Fine	013121	2.8046	2.8093	4087.26	4088.26	1.00	1.24	1.24	1.24	74	63.1
19-Sep-15	8:44	Fine	013283	2.8681	2.8764	4112.27	4113.27	1.00	1.24	1.24	1.24	74	111.5
19-Sep-15	10:19	Fine	013309	2.8762	2.8867	4113.27	4114.27	1.00	1.24	1.24	1.24	74	141.0
19-Sep-15	13:00	Fine	013325	2.8042	2.8149	4114.27	4115.27	1.00	1.24	1.24	1.24	74	143.7
25-Sep-15	10:53	Fine	013323	2.8063	2.8128	4139.27	4140.27	1.00	1.23	1.23	1.23	74	87.8
25-Sep-15	13:00	Fine	013321	2.8116	2.8150	4140.27	4141.27	1.00	1.23	1.23	1.23	74	45.9
25-Sep-15	14:05	Fine	013318	2.8252	2.8335	4141.27	4142.27	1.00	1.23	1.23	1.23	74	112.1



Location: CMA4a - SPCA

Report on 24-hour TSP monitoring
Action Level ($\mu\text{g}/\text{m}^3$) - 171.2
Limit Level ($\mu\text{g}/\text{m}^3$) - 260

Date	Sampling Time	Weather Condition	Filter paper no.	Filter Weight, g		Elapse Time, hr		Sampling Time, hr	Flow Rate, m^3/min			Total Volume, m^3	TSP Level, $\mu\text{g}/\text{m}^3$
				Initial	Final	Initial	Final		Initial, Q_{si}	Final, Q_{sf}	Average		
1-Sep-15	8:00	Cloudy	013106	2.7876	2.9402	20821.87	20845.87	24.00	1.24	1.25	1.24	1792	85.1
7-Sep-15	8:00	Cloudy	013144	2.8265	2.9452	20848.88	20872.88	24.00	1.24	1.24	1.24	1788	66.4
12-Sep-15	8:00	Cloudy	013266	2.8749	3.0407	20878.92	20902.92	24.00	1.24	1.24	1.24	1791	92.6
18-Sep-15	8:00	Fine	013249	2.8336	2.9975	20905.92	20929.92	24.00	1.24	1.24	1.24	1791	91.5
24-Sep-15	8:00	Fine	013304	2.8353	2.9225	20932.92	20956.92	24.00	1.24	1.24	1.24	1783	48.9

Report on 1-hour TSP monitoring
Action Level ($\mu\text{g}/\text{m}^3$) - 312.5
Limit Level ($\mu\text{g}/\text{m}^3$) - 500

Date	Sampling Time	Weather Condition	Filter paper no.	Filter Weight, g		Elapse Time, hr		Sampling Time, hr	Flow Rate, m^3/min			Total Volume, m^3	TSP Level, $\mu\text{g}/\text{m}^3$
				Initial	Final	Initial	Final		Initial, Q_{si}	Final, Q_{sf}	Average		
2-Sep-15	9:26	Cloudy	013160	2.8023	2.8109	20945.87	20946.87	1.00	1.25	1.25	1.25	75	115.0
2-Sep-15	10:35	Cloudy	013153	2.8004	2.8097	20846.87	20847.87	1.00	1.25	1.25	1.25	75	124.4
2-Sep-15	15:36	Cloudy	013149	2.8140	2.8209	20847.87	20848.87	1.00	1.25	1.25	1.25	75	92.3
8-Sep-15	8:23	Cloudy	013274	2.8588	2.8682	20872.88	20873.88	1.00	1.24	1.24	1.24	75	126.1
8-Sep-15	9:42	Cloudy	013272	2.8617	2.8716	20873.88	20874.88	1.00	1.24	1.24	1.24	75	132.8
8-Sep-15	14:00	Cloudy	013268	2.8618	2.8722	20877.92	20878.92	1.00	1.24	1.24	1.24	75	139.5
14-Sep-15	8:56	Fine	013263	2.8118	2.8213	20902.92	20903.92	1.00	1.24	1.24	1.24	75	127.3
14-Sep-15	10:06	Fine	013258	2.8281	2.8376	20903.92	20904.92	1.00	1.24	1.24	1.24	75	127.3
14-Sep-15	13:00	Fine	013251	2.8568	2.8660	20904.92	20905.92	1.00	1.24	1.24	1.24	75	123.3
19-Sep-15	8:43	Fine	013291	2.8571	2.8701	20929.92	20930.92	1.00	1.24	1.24	1.24	75	174.2
19-Sep-15	10:19	Fine	013296	2.8627	2.8739	20930.92	20931.92	1.00	1.24	1.24	1.24	75	150.1
19-Sep-15	13:00	Fine	013300	2.8616	2.8741	20931.92	20932.92	1.00	1.24	1.24	1.24	75	167.5
25-Sep-15	10:49	Fine	013329	2.8123	2.8185	20956.92	20957.92	1.00	1.24	1.24	1.24	74	83.5
25-Sep-15	13:00	Fine	013088	2.7938	2.7982	20957.92	20958.92	1.00	1.24	1.24	1.24	74	59.3
25-Sep-15	14:12	Fine	013319	2.8023	2.8060	20958.92	20959.92	1.00	1.24	1.24	1.24	74	49.8



Location: CMA5b - Pedestrian Plaza

Report on 24-hour TSP monitoring

Action Level ($\mu\text{g}/\text{m}^3$) - 181

Limit Level ($\mu\text{g}/\text{m}^3$) - 260

Date	Sampling Time	Weather Condition	Filter paper no.	Filter Weight, g		Elapse Time, hr		Sampling Time, hr	Flow Rate, m^3/min			Total Volume, m^3	TSP Level, $\mu\text{g}/\text{m}^3$
				Initial	Final	Initial	Final		Initial, Q_{si}	Final, Q_{sf}	Average		
1-Sep-15	8:00	Cloudy	013105	2.8033	2.9160	5332.87	5356.87	24.00	1.06	1.06	1.06	1523	74.0
7-Sep-15	8:00	Cloudy	013143	2.8447	2.9484	5359.87	5383.87	24.00	1.03	1.03	1.03	1480	70.1
12-Sep-15	8:00	Cloudy	013127	2.8267	3.0071	5386.87	5410.87	24.00	1.03	1.03	1.03	1483	121.6
18-Sep-15	8:00	Fine	013247	2.8286	3.0121	5413.87	5437.87	24.00	1.03	1.03	1.03	1483	123.8
24-Sep-15	8:00	Fine	013253	2.8129	2.9290	5440.87	5464.87	24.00	1.08	1.02	1.05	1513	76.7

Report on 1-hour TSP monitoring

Action Level ($\mu\text{g}/\text{m}^3$) - 332

Limit Level ($\mu\text{g}/\text{m}^3$) - 500

Date	Sampling Time	Weather Condition	Filter paper no.	Filter Weight, g		Elapse Time, hr		Sampling Time, hr	Flow Rate, m^3/min			Total Volume, m^3	TSP Level, $\mu\text{g}/\text{m}^3$
				Initial	Final	Initial	Final		Initial, Q_{si}	Final, Q_{sf}	Average		
2-Sep-15	9:14	Cloudy	013161	2.8035	2.8131	5356.87	5357.87	1.00	0.98	0.98	0.98	59	163.4
2-Sep-15	10:16	Cloudy	013154	2.8038	2.8088	5357.87	5358.87	1.00	0.98	0.98	0.98	59	85.1
2-Sep-15	13:00	Cloudy	013150	2.8250	2.8342	5358.87	5359.87	1.00	1.03	1.03	1.03	62	148.5
8-Sep-15	13:00	Cloudy	013096	2.8073	2.8161	5383.87	5384.87	1.00	0.98	0.98	0.98	59	150.4
8-Sep-15	14:03	Cloudy	013093	2.8123	2.8223	5384.87	5385.87	1.00	0.98	0.98	0.98	59	170.9
8-Sep-15	15:06	Cloudy	013090	2.8152	2.8253	5385.87	5386.87	1.00	0.98	0.98	0.98	59	172.6
14-Sep-15	8:42	Fine	013264	2.8078	2.8152	5410.87	5411.87	1.00	1.03	1.03	1.03	62	119.8
14-Sep-15	9:56	Fine	013259	2.8345	2.8440	5411.87	5412.87	1.00	0.98	0.98	0.98	59	162.1
14-Sep-15	11:00	Fine	013252	2.8383	2.8474	5412.87	5413.87	1.00	0.98	0.98	0.98	59	155.3
19-Sep-15	8:31	Fine	013313	2.8507	2.8678	5437.87	5438.87	1.00	0.98	0.98	0.98	59	291.8
19-Sep-15	9:35	Fine	013295	2.8563	2.8735	5438.87	5439.87	1.00	0.98	0.98	0.98	59	293.5
19-Sep-15	11:00	Fine	013252	2.8586	2.8665	5439.87	5440.87	1.00	1.08	1.08	1.08	65	121.6
25-Sep-15	10:42	Fine	013330	2.8080	2.8196	5464.87	5465.87	1.00	1.02	1.02	1.02	61	189.0
25-Sep-15	14:20	Fine	013425	2.8667	2.8767	5465.87	5466.87	1.00	1.02	1.02	1.02	61	163.0
25-Sep-15	15:24	Fine	013428	2.8545	2.8610	5466.87	5467.87	1.00	0.97	0.97	0.97	58	111.7



Location: MA1e - International Finance Centre (Eastern Wing)

Report on 24-hour TSP monitoring

Action Level ($\mu\text{g}/\text{m}^3$) - 173.4

Limit Level ($\mu\text{g}/\text{m}^3$) - 260

Date	Sampling Time	Weather Condition	Filter paper no.	Filter Weight, g		Elapse Time, hr		Sampling Time, hr	Flow Rate, m^3/min			Total Volume, m^3	TSP Level, $\mu\text{g}/\text{m}^3$
				Initial	Final	Initial	Final		Initial, Q_{si}	Final, Q_{sf}	Average		
1-Sep-15	8:00	Cloudy	012974	2.7970	2.8991	17508.38	17532.38	24.00	1.20	1.20	1.20	1724	59.2
7-Sep-15	8:00	Cloudy	013141	2.8444	2.9330	17535.39	17559.39	24.00	1.22	1.23	1.23	1764	50.2
12-Sep-15	8:00	Cloudy	013130	2.8153	2.9151	17562.38	17586.38	24.00	1.20	1.20	1.20	1723	57.9
18-Sep-15	8:00	Fine	013344	2.8272	2.9665	17589.38	17613.38	24.00	1.20	1.20	1.20	1722	80.9
24-Sep-15	8:00	Fine	013377	2.7740	2.8772	17616.38	17640.38	24.00	1.13	1.12	1.13	1621	63.7

Report on 1-hour TSP monitoring

Action Level ($\mu\text{g}/\text{m}^3$) - 325.1

Limit Level ($\mu\text{g}/\text{m}^3$) - 500

Date	Sampling Time	Weather Condition	Filter paper no.	Filter Weight, g		Elapse Time, hr		Sampling Time, hr	Flow Rate, m^3/min			Total Volume, m^3	TSP Level, $\mu\text{g}/\text{m}^3$
				Initial	Final	Initial	Final		Initial, Q_{si}	Final, Q_{sf}	Average		
2-Sep-15	8:03	Cloudy	013279	2.8574	2.8652	17532.38	17533.38	1.00	1.14	1.14	1.14	68	114.5
2-Sep-15	9:06	Cloudy	013281	2.8759	2.8800	17533.38	17534.38	1.00	1.14	1.14	1.14	68	60.2
2-Sep-15	10:09	Cloudy	013290	2.8481	2.8534	17534.38	17535.38	1.00	1.14	1.14	1.14	68	77.8
8-Sep-15	8:05	Cloudy	013139	2.8239	2.8282	17559.39	17560.39	1.00	1.13	1.13	1.13	68	63.4
8-Sep-15	9:12	Cloudy	013136	2.8229	2.8250	17560.39	17561.39	1.00	1.13	1.13	1.13	68	31.0
8-Sep-15	10:15	Cloudy	013133	2.8130	2.8179	17561.39	17562.39	1.00	1.19	1.19	1.19	72	68.4
14-Sep-15	8:30	Fine	013351	2.8198	2.8264	17586.38	17587.38	1.00	1.20	1.20	1.20	72	92.0
14-Sep-15	9:35	Fine	013350	2.8164	2.8219	17587.38	17588.38	1.00	1.20	1.20	1.20	72	76.7
14-Sep-15	10:40	Fine	013349	2.8154	2.8214	17588.38	17589.38	1.00	1.20	1.20	1.20	72	83.6
19-Sep-15	8:30	Fine	013386	2.8040	2.8192	17613.38	17614.38	1.00	1.20	1.20	1.20	72	211.8
19-Sep-15	9:35	Fine	013384	2.8050	2.8201	17614.38	17615.38	1.00	1.20	1.20	1.20	72	210.4
19-Sep-15	10:40	Fine	013380	2.8022	2.8157	17615.38	17616.38	1.00	1.20	1.20	1.20	72	188.1
25-Sep-15	8:16	Fine	013305	2.8487	2.8543	17640.38	17641.38	1.00	1.19	1.19	1.19	71	78.6
25-Sep-15	9:20	Fine	013308	2.8418	2.8468	17641.38	17642.38	1.00	1.12	1.12	1.12	67	74.1
25-Sep-15	10:23	Fine	013417	2.8380	2.8427	17642.38	17643.38	1.00	1.12	1.12	1.12	67	69.7



Location: MA1w - International Finance Centre (Western Wing)

Report on 24-hour TSP monitoring

Action Level ($\mu\text{g}/\text{m}^3$) - 173.4
Limit Level ($\mu\text{g}/\text{m}^3$) - 260

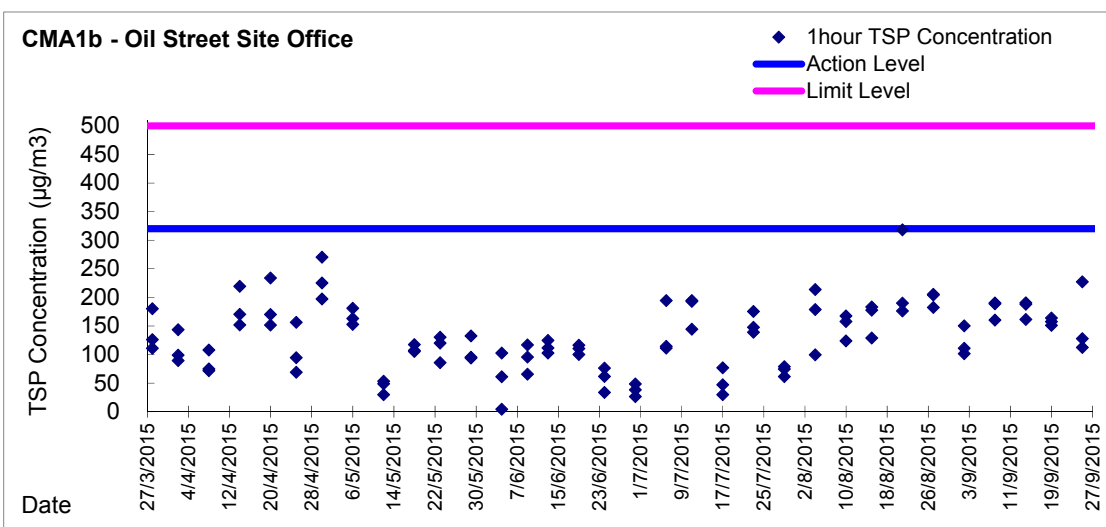
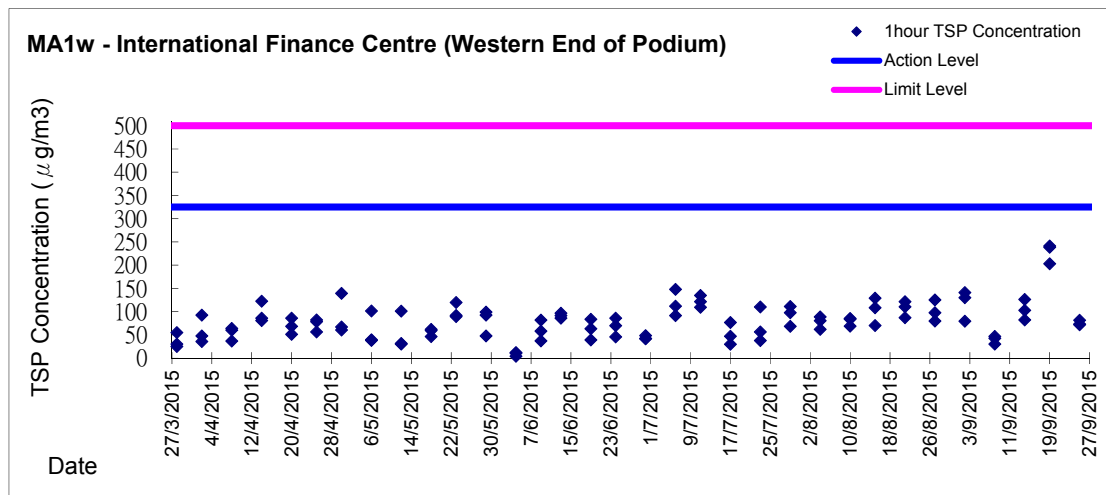
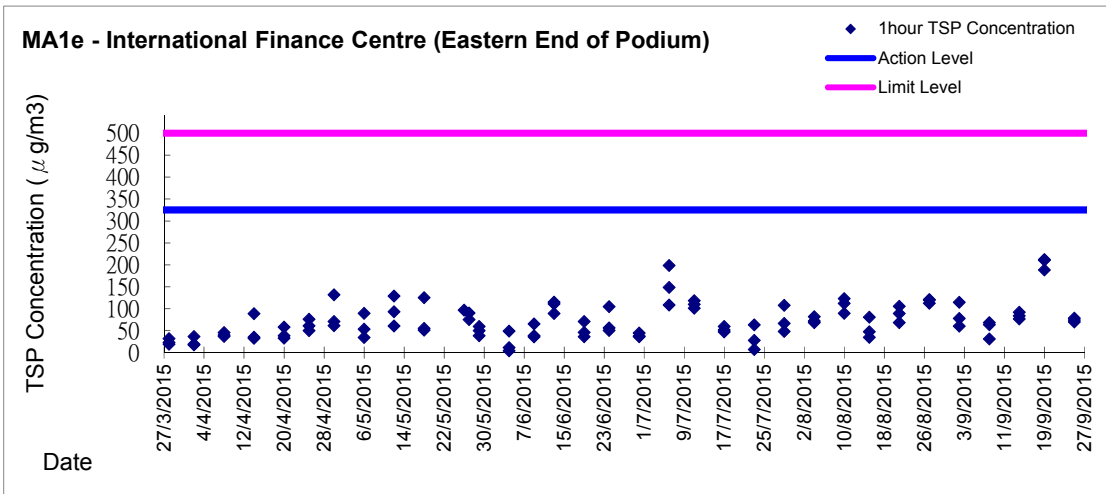
Date	Sampling Time	Weather Condition	Filter paper no.	Filter Weight, g		Elapse Time, hr		Sampling Time, hr	Flow Rate, m^3/min			Total Volume, m^3	TSP Level, $\mu\text{g}/\text{m}^3$
				Initial	Final	Initial	Final		Initial, Q_{si}	Final, Q_{sf}	Average		
1-Sep-15	8:00	Cloudy	012973	2.8204	2.9190	17532.99	17556.99	24.00	1.22	1.22	1.22	1754	56.2
7-Sep-15	8:00	Cloudy	013140	2.8210	2.8947	17559.99	17583.99	24.00	1.21	1.22	1.21	1749	42.1
12-Sep-15	8:00	Cloudy	013129	2.8296	2.9352	17586.99	17610.99	24.00	1.22	1.22	1.22	1753	60.3
18-Sep-15	8:00	Fine	013345	2.8127	2.9625	17613.99	17637.99	24.00	1.22	1.22	1.22	1752	85.5
24-Sep-15	8:00	Fine	013376	2.7873	2.8721	17640.99	17664.99	24.00	1.21	1.21	1.21	1744	48.6

Report on 1-hour TSP monitoring

Action Level ($\mu\text{g}/\text{m}^3$) - 325.1
Limit Level ($\mu\text{g}/\text{m}^3$) - 500

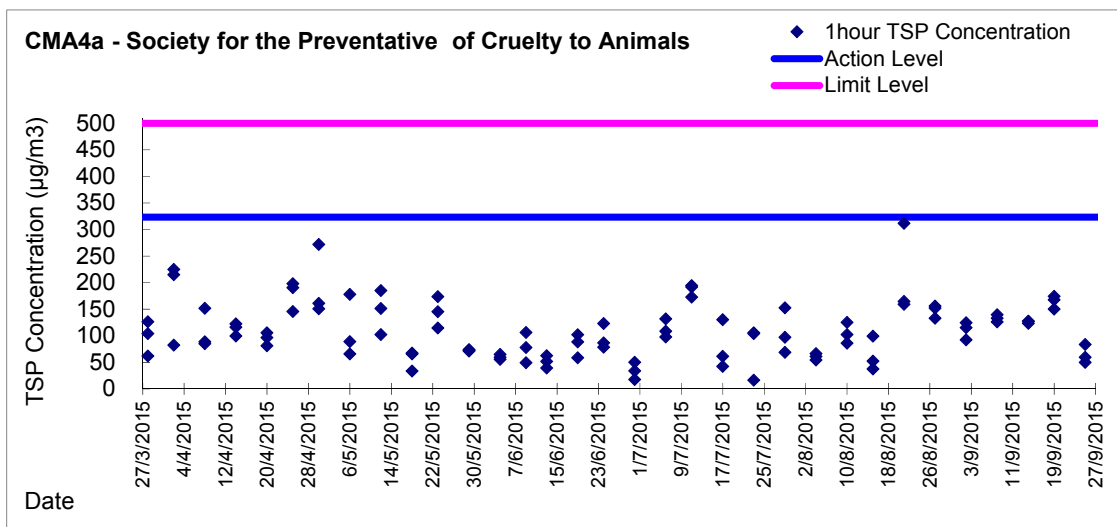
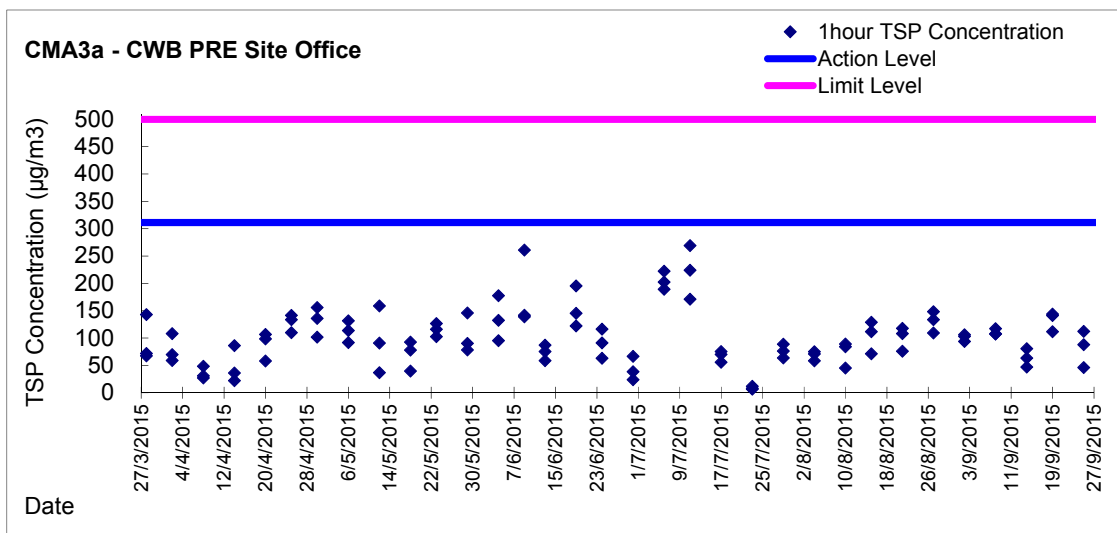
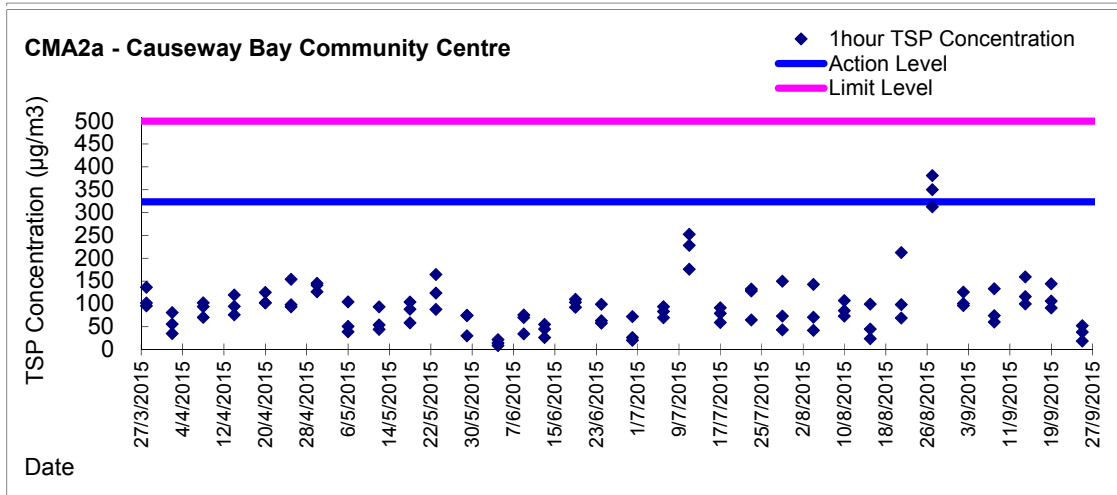
Date	Sampling Time	Weather Condition	Filter paper no.	Filter Weight, g		Elapse Time, hr		Sampling Time, hr	Flow Rate, m^3/min			Total Volume, m^3	TSP Level, $\mu\text{g}/\text{m}^3$
				Initial	Final	Initial	Final		Initial, Q_{si}	Final, Q_{sf}	Average		
2-Sep-15	8:05	Cloudy	013278	2.8782	2.8885	17556.99	17557.99	1.00	1.22	1.22	1.22	73	140.8
2-Sep-15	9:08	Cloudy	013280	2.8691	2.8749	17557.99	17558.99	1.00	1.22	1.22	1.22	73	79.3
2-Sep-15	10:11	Cloudy	013289	2.8570	2.8665	17558.99	17559.99	1.00	1.22	1.22	1.22	73	129.8
8-Sep-15	8:04	Cloudy	013138	2.8209	2.8231	17583.99	17584.99	1.00	1.22	1.22	1.22	73	30.2
8-Sep-15	9:07	Cloudy	013135	2.8323	2.8354	17584.99	17585.99	1.00	1.22	1.22	1.22	73	42.5
8-Sep-15	10:10	Cloudy	013132	2.8277	2.8311	17585.99	17586.99	1.00	1.22	1.22	1.22	73	46.6
14-Sep-15	8:20	Fine	013354	2.8091	2.8183	17610.99	17611.99	1.00	1.22	1.22	1.22	73	126.0
14-Sep-15	9:25	Fine	013353	2.8098	2.8158	17611.99	17612.99	1.00	1.22	1.22	1.22	73	82.2
14-Sep-15	10:30	Fine	013352	2.8019	2.8094	17612.99	17613.99	1.00	1.22	1.22	1.22	73	102.7
19-Sep-15	8:20	Fine	013385	2.8122	2.8298	17637.99	17638.99	1.00	1.22	1.22	1.22	73	241.1
19-Sep-15	9:25	Fine	013383	2.8126	2.8300	17638.99	17639.99	1.00	1.22	1.22	1.22	73	238.3
19-Sep-15	10:30	Fine	013379	2.7934	2.8082	17639.99	17640.99	1.00	1.22	1.22	1.22	73	202.7
25-Sep-15	8:23	Fine	013306	2.8551	2.8604	17664.99	17665.99	1.00	1.21	1.21	1.21	73	73.0
25-Sep-15	9:26	Fine	013415	2.8429	2.8481	17665.99	17666.99	1.00	1.21	1.21	1.21	73	71.6
25-Sep-15	10:29	Fine	013418	2.8385	2.8444	17666.99	17667.99	1.00	1.21	1.21	1.21	73	81.3

Graphic Presentation of 1 hour TSP Result

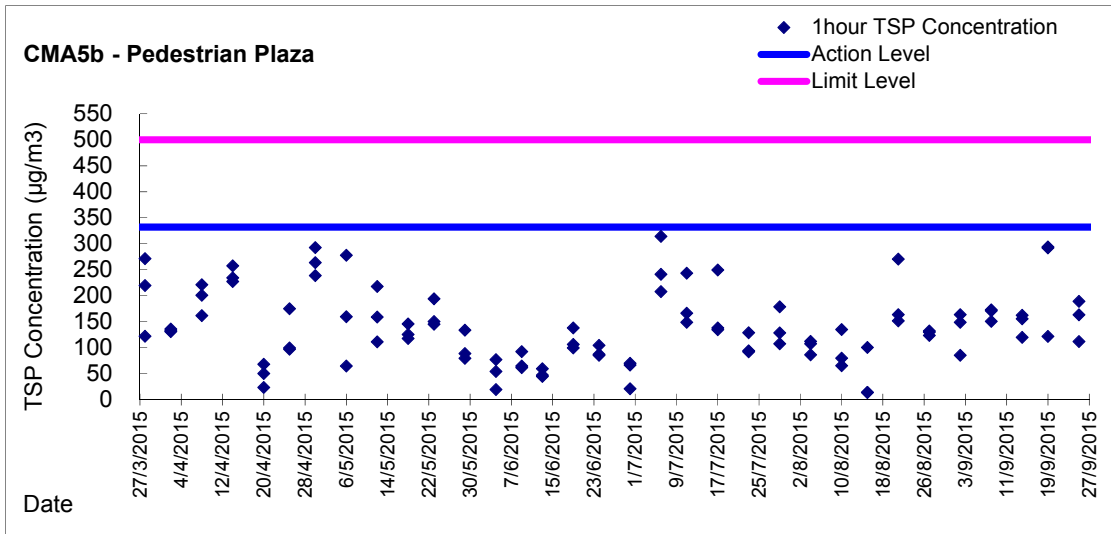




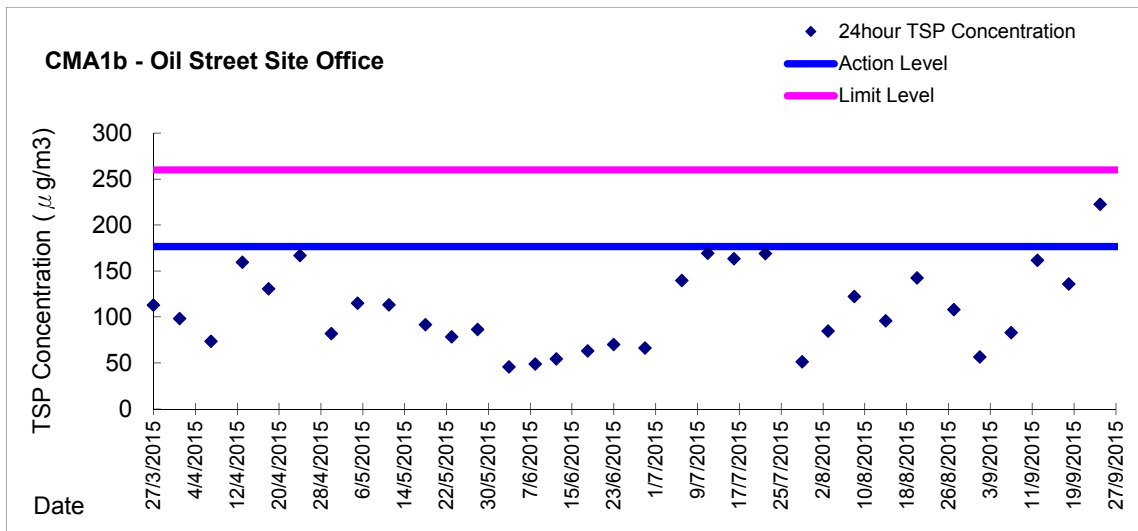
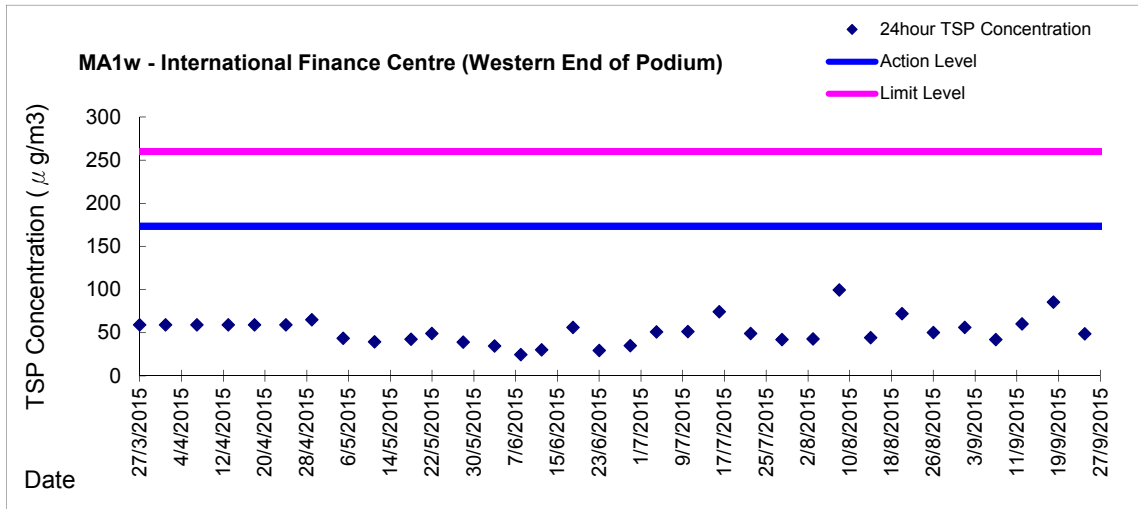
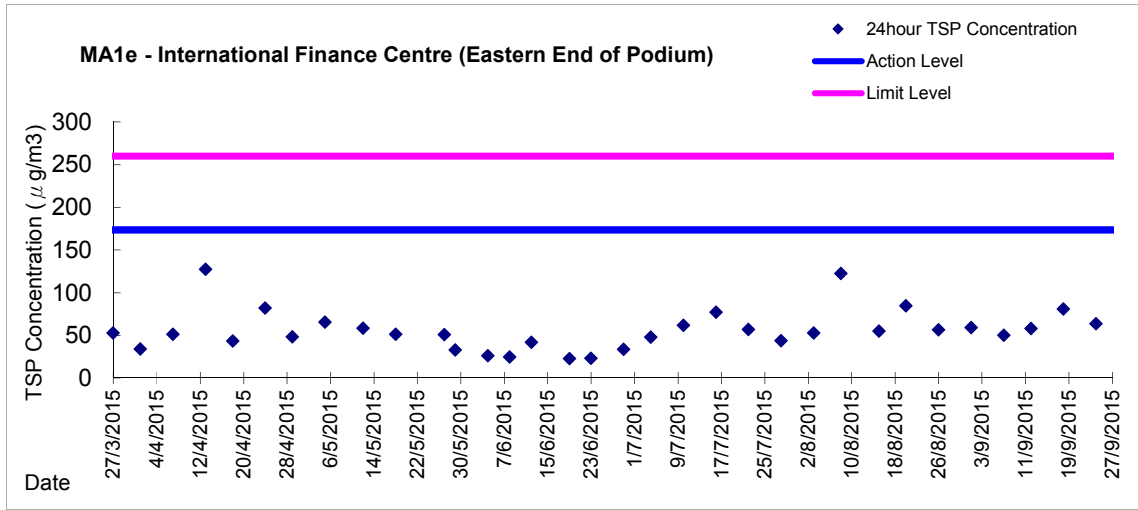
Graphic Presentation of 1 hour TSP Result



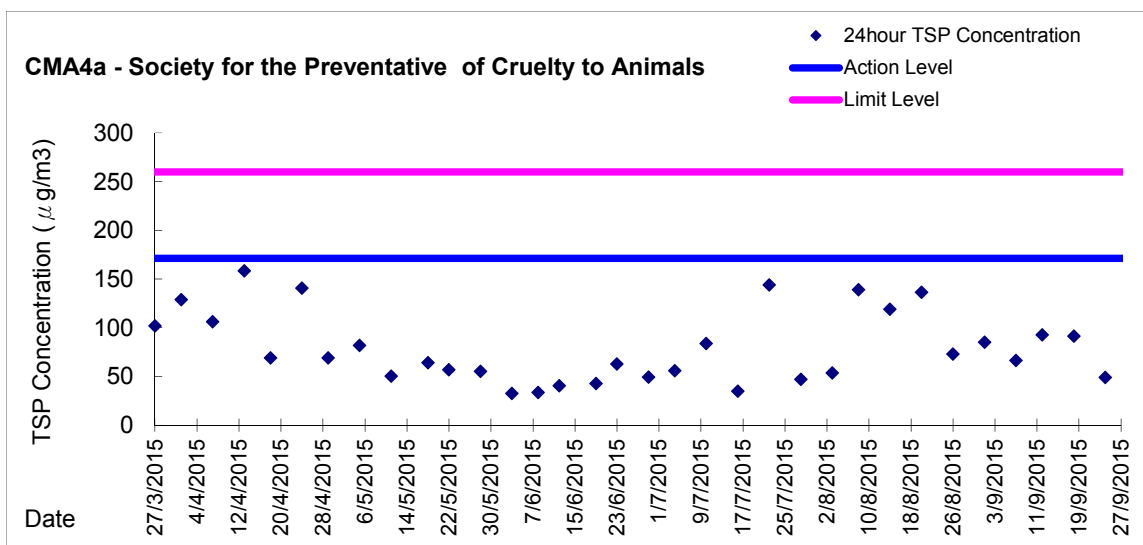
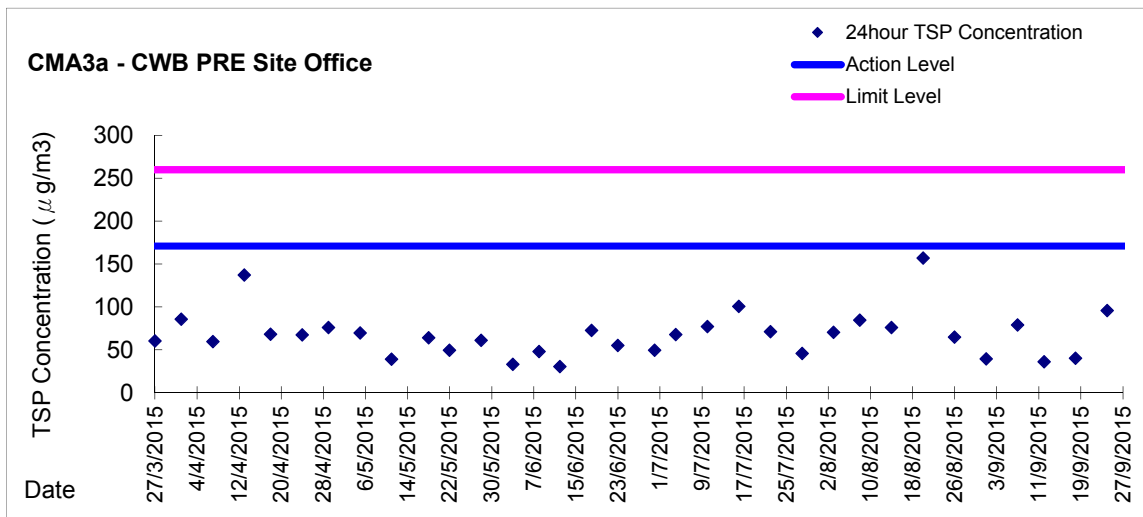
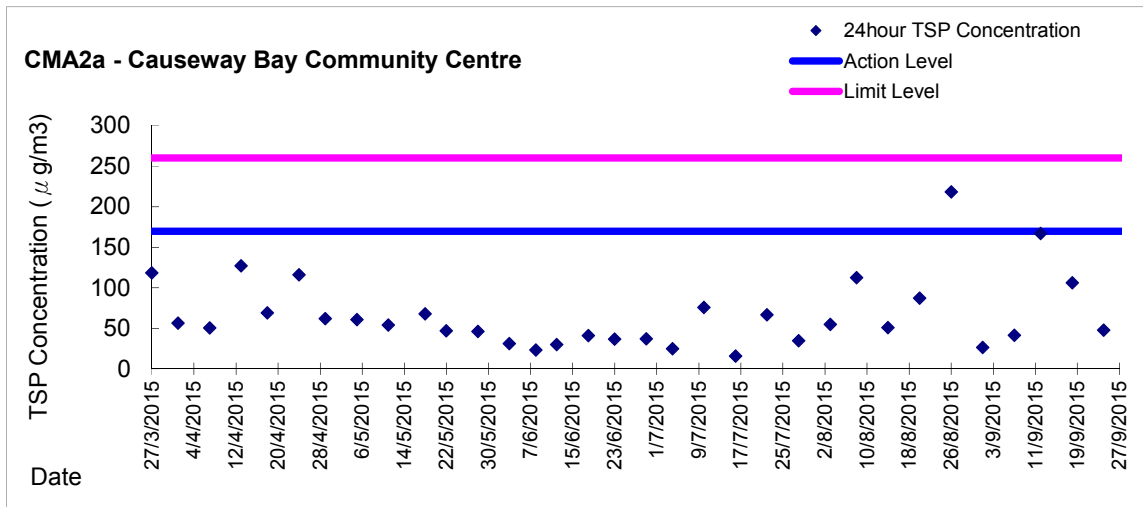
Graphic Presentation of 1 hour TSP Result



Graphic Presentation of 24 hour TSP Result



Graphic Presentation of 24 hour TSP Result





Graphic Presentation of 24 hour TSP Result

